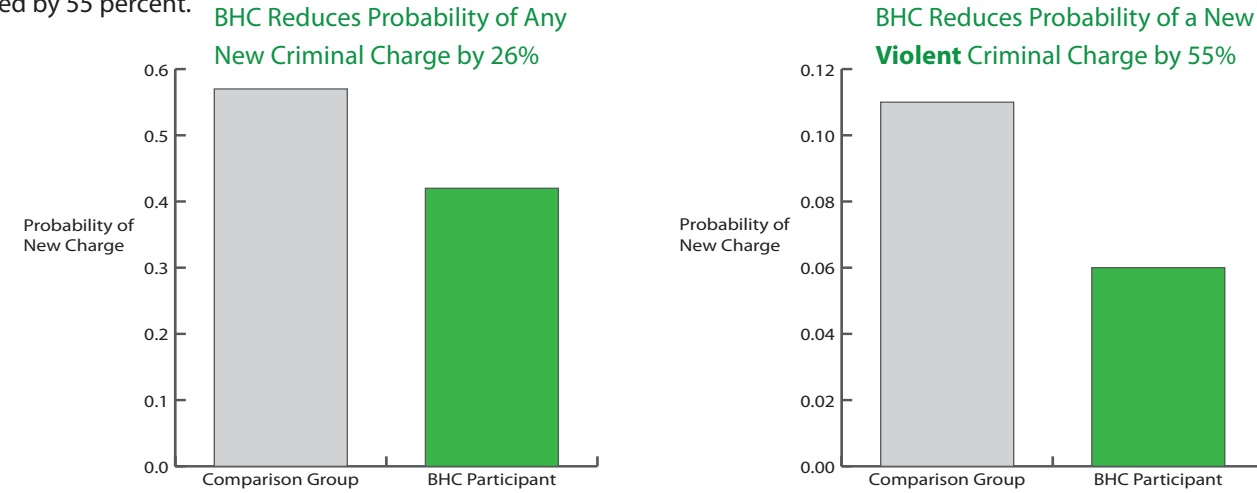


BEHAVIORAL HEALTH COURT

Behavioral Health Court Reduces Criminal Behavior

San Francisco's Behavioral Health Court (BHC) was created in 2002 in response to the increasing numbers of mentally ill defendants cycling through the jails and courts. BHC, which serves roughly 140 clients at any given time, connects criminal defendants who suffer from serious mental illness to treatment services in the community. A 2007 University of California, San Francisco study found that participation in BHC reduced the probability of a new criminal charge by 26 percent in the 18 months after participants entered the program.⁴ Over that same time period, the probability of a new violent criminal charge was reduced by 55 percent.



⁴McNeil, D. & R. Binder. "Effectiveness of a Mental Health Court in Reducing Criminal Recidivism and Violence," American Journal of Psychiatry, 169:9, September 2007, p. 1395-1403.

PROPOSITION 36 COURT

Prop 36 Court Saves San Francisco \$34 Million

Prop 36 Savings, 2001-2008

The California Administrative Office of the Courts (AOC) and NPC Research, Inc. have found that the San Francisco Prop 36 Court saved over **\$34 million**, as compared to traditional criminal courts, since its inception in 2001.

Savings Breakdown	Savings per Person	Prop 36 Court Clients	Aggregate Savings
Programmatic Savings	\$4,888	3,375	\$16,497,000
Recidivism Savings	\$5,225	3,375	\$17,634,375
Total Savings			\$34,131,375

The **Office of Collaborative Justice Programs (OCJP)** was created in 2006 to oversee the eight adult and juvenile collaborative court programs that serve San Francisco.⁵ These programs target populations involved in the criminal, dependency and juvenile delinquency systems who are high-risk and high-need, and reflect the pre-eminent social issues facing San Francisco – homelessness, unstable housing, unemployment, mental health disorders, neighborhood violence and substance abuse.

OCJP would like to thank its partner agencies whose contributions are integral to San Francisco's collaborative courts, most importantly, the Department of Public Health, as well as the Office of the District Attorney, Office of the Public Defender, Sheriff's Department, Police Department, Jail Psychiatric Services, Citywide Case Management Forensics, Drug Court Treatment Center, and numerous community-based service providers. Additionally, OCJP would like to thank its funders: the San Francisco Foundation, the Margo Foundation, the Adobe Foundation, the Administrative Office of the Courts, California Alcohol and Drug Programs, and the U.S. Department of Justice.

⁵Adult Drug Court, Behavioral Health Court, Community Justice Center, Proposition 36 Court, Dependency Drug Court, Truancy Court, Youth Family Violence Court, YTEC/Principals Center Collaborative



SAN FRANCISCO COLLABORATIVE COURTS

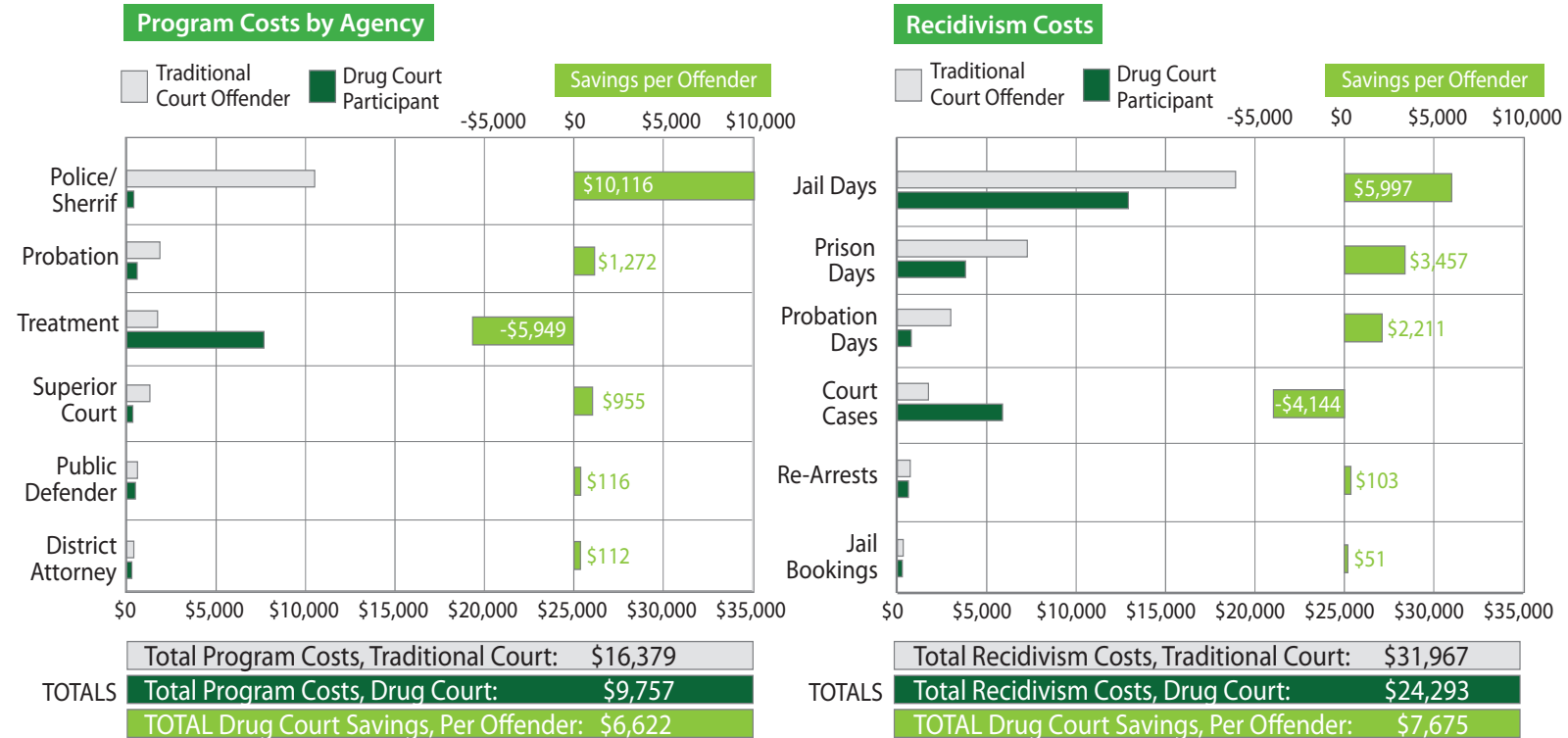
RESEARCH REVIEW
MAY 2009

DRUG COURT SAVES SAN FRANCISCO \$48 MILLION

San Francisco's Drug Court has saved the county at least **\$48 million** since 1995, according to a recent study published by the Administrative Office of the Courts (AOC) and NPC Research Inc.¹ As compared to traditional criminal court, Drug Court saved **\$22 million** in programmatic costs—including court costs, staff costs, probation, and treatment—and **\$26 million** due to reduced recidivism. Since its inception in 1995, Drug Court, which promotes defendant accountability by combining judicial supervision with rehabilitation services, has worked with more than 3,300 defendants in San Francisco.

Cost Comparison: Drug Court vs. Traditional Court

The AOC/NPC report compares San Francisco Drug Court participants to a group of similar defendants processed through traditional criminal courts.



Drug Court Savings, 1995-2008

Savings Breakdown	Savings per Person	Drug Court Clients	Aggregate Savings
Programmatic Savings	\$6,622	3,359	\$22,243,298
Recidivism Savings	\$7,675	3,359	\$25,780,325
Total Savings			\$48,023,623

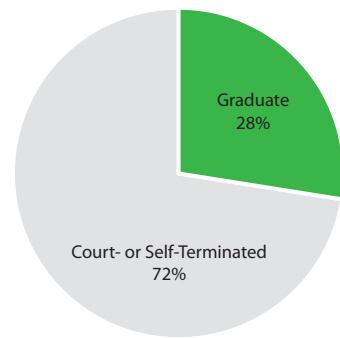
Each Drug Court participant saves \$6,622 in reduced programmatic costs. Additionally, recidivism reductions generate a savings of \$7,675 per Drug Court participant. **In total, Drug Court costs San Francisco \$14,297 less per offender than traditional criminal court.**

¹Administrative Office of the Courts: www.courtinfo.ca.gov/courtadmin/aoc
NPC Research Inc: www.npcresearch.com

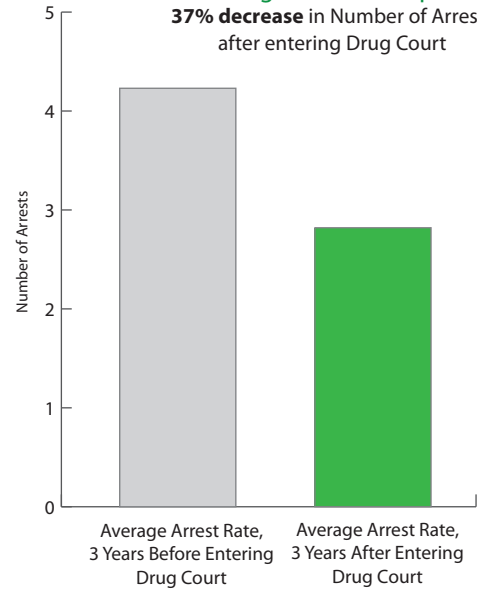
San Francisco Drug Court Significantly Reduces Recidivism

In 2009, the Office of Collaborative Justice Programs completed a six-year recidivism study of Drug Court clients entering the program in 2003. This study compares arrest rates during the three years before and after Drug Court entry. Regardless of program outcome, participant arrest rates declined an average of **37 percent** subsequent to entering Drug Court. Furthermore, **Drug Court graduates experienced a 73 percent decrease in recidivism.**

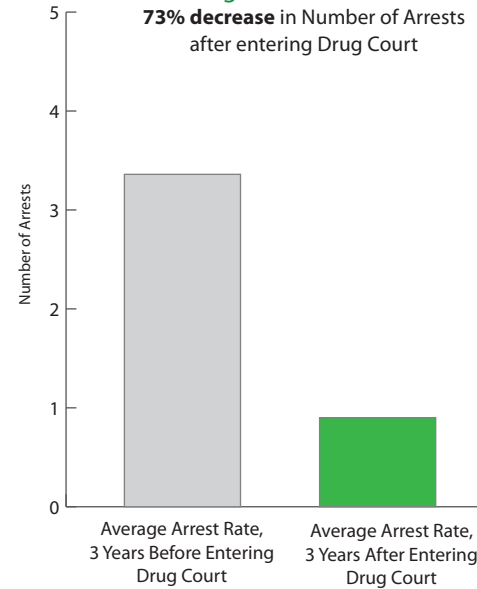
2003 Drug Court Participants by Outcome
28% of Participants completed Drug Court.



All Drug Court Participants
37% decrease in Number of Arrests after entering Drug Court



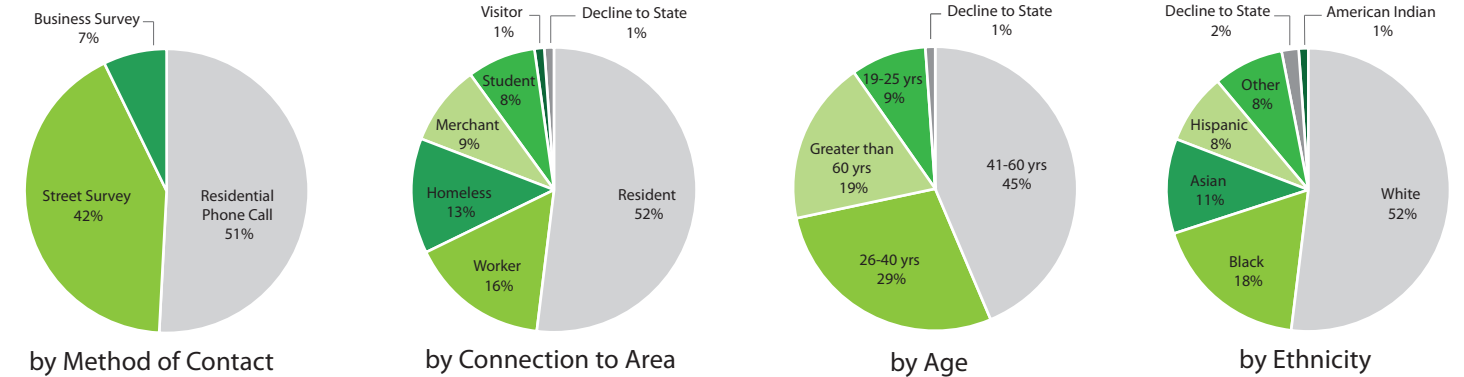
Drug Court Graduates
73% decrease in Number of Arrests after entering Drug Court



Baseline Survey Finds Considerable Support for CJC

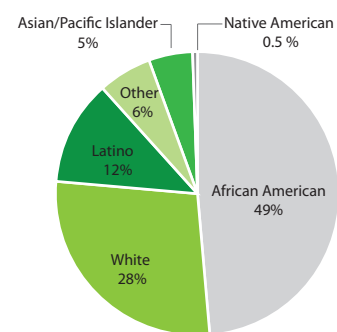
In a fall 2008 survey of residents, workers, homeless individuals, and students in the CJC area, **60 percent of respondents expressed positive or very positive feelings about the opening of the Community Justice Center.** The Department of Public Health, which conducted the survey, contacted 394 respondents through a phone survey, a street survey of passersby, and a survey of local businesses. The survey addressed a range of social issues from public safety to public trust in the police and the courts.³

Breakdown of Survey Respondents

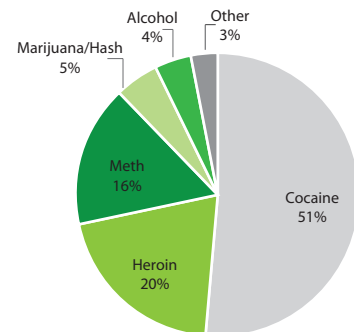


In 2008, 442 Defendants Participate in Drug Court

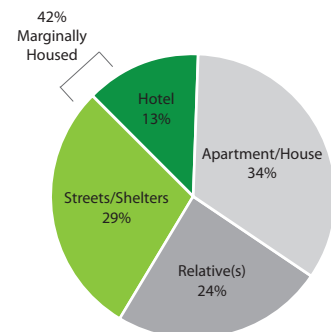
Drug Court works with defendants with substantial substance abuse problems facing felony drug charges or property charges driven by addiction.² The majority of clients are marginally housed, with no source of income, and are daily users of cocaine. In 2008, 51 percent of entering Drug Court clients cited cocaine as their primary drug of choice, followed by heroin (20 percent) and methamphetamine (16 percent). Seventy-three percent of clients are male, and nearly half are African American.



2008 Entering Clients
Ethnicity



2008 Entering Clients
Primary Drug of Choice



2008 Entering Clients
Living Situation

DRUG COURT FACTS

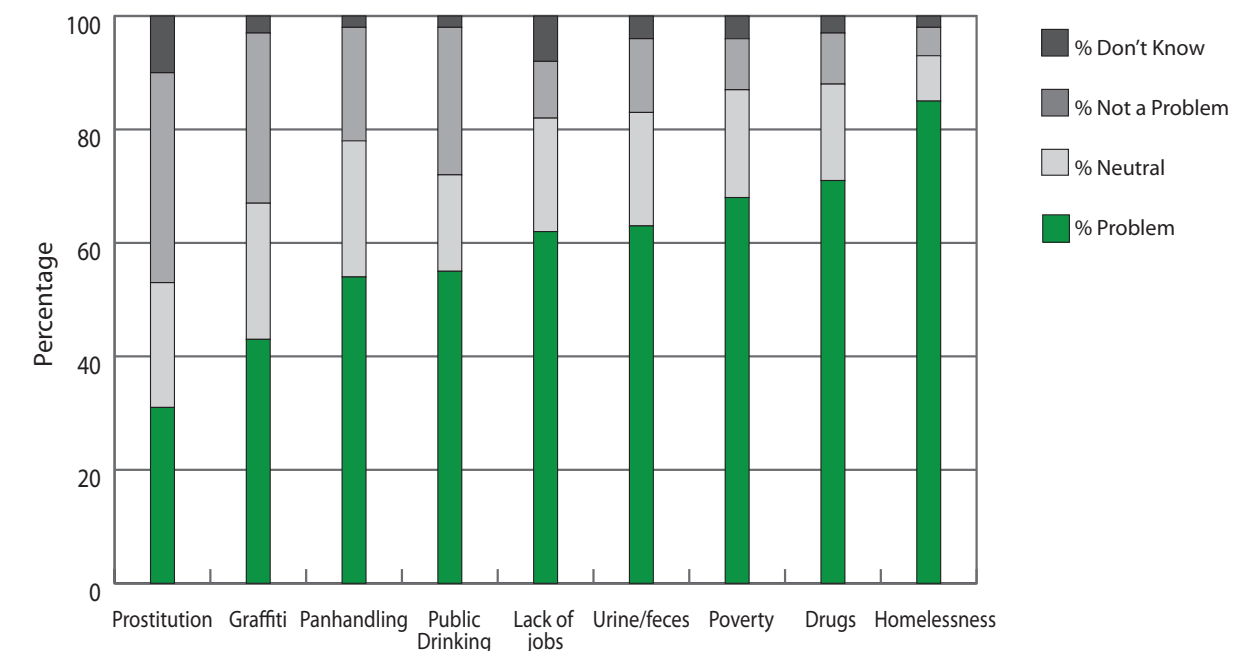
- Drug Court has served more than 3,300 defendants since 1995.
- Drug Court costs \$14,297 less per offender than traditional criminal court.
- Nearly 100% of Drug Court graduates locate stable housing and legal sources of income.
- Recidivism among Drug Court participants declines 37% in the 3 years after program entry.

COMMUNITY JUSTICE CENTER FACTS

- In the 3 months since it opened its doors in March 2009, the CJC has seen 325 defendants and made 115 service contacts.
- The CJC is a neighborhood-based court serving the Tenderloin, Civic Center, SOMA and Union Square.
- CJC services are available to all community members regardless of criminal justice status.
- Working with team agencies in a collaborative approach to justice, the CJC aims to reduce recidivism by addressing the underlying issues driving repeat criminal behavior.

Community Members Rate Problems in the CJC area

Survey respondents were asked to rate the seriousness of several social problems in the CJC Area. Homelessness and Drugs stood out as the most pressing issues: 87% of respondents cited Homelessness, and 71% cited Drugs, as serious or very serious problems.



²The San Francisco District Attorney's Office makes all legal eligibility determinations for participation in Drug Court.

³The full *Community Justice Center Baseline Survey* report, by Charles Simons DrPH, Community Behavioral Health Services, San Francisco Department of Public Health, can be found on the Office of Collaborative Justice Programs' web-site: www.sftc.org/collaborativejustice, under Community Justice Center.